

Reverse Circulation Hammer & Bits



CATALOGUE GUIDE

CASING TUBES & CASING SHOE

The Characteristics of Hrc Hammers	Page 02
Introduction Of R.C. Drilling And R.C. DTH Hammers	Page 03
RC3-E531 R.C. Hammer	Page 04
RC4-E004 R.C. Hammer	Page 05
RC4.5-E542 R.C. Hammer	Page 06
RC4.5-E543 R.C. Hammer	Page 07
RC5-E545 R.C. Hammer	Page 08
RC5-P40 R.C. Hammer	Page 09
RC5.5-P52 R.C. Hammer	Page 10
RC5.5-E547 R.C. Hammer	Page 11
RC5.5-P54 R.C. Hammer	Page 12
RC6-A R.C. Hammer	Page 13
RC8-A R.C. Hammer	Page 14
RC10-A R.C. Hammer	Page 15

Reverse circulation drill bit and shroud	Page 16
---	---------

Reverse circulation pipes	Page 20
----------------------------------	---------

The Characteristics Of RC Hammers

RC series reverse circulation DTH Hammer is the latest developed product of our company, it is mainly used for deep exploration drilling and stope ore grade control.

It has the following characteristics:

- ◆ Based on previous experience of ordinary hammers, combined with the features of reverse circulation hammer, optimized internal structure and ideal energy transfer, thus ensuring the series of hammers drilling with fast, smooth and continuous sampling.
- ◆ The internal structure is very simple with components of high rigidity, thus ensuring long life and easy maintenance of the hammer.
- ◆ The collection tube adopts an integrative design and can be replaced without disassembling the hammer. With carburizing treatment, it has good abrasive resistance.
- ◆ Equipped with bits designed with patent, simply by replacing the drill bit, the same hammer can drill holes of different sizes ensuring that the sample is not contaminated.
- ◆ In difficult conditions such as loose soil, hard rock and plenty of water exists, sampling can be done well.

Explanation of The characteristics of HRC Hammers

For Example :RC3-E531

- ◆ RC-Reverse Circulation DTH Hammer
- ◆ 3-Hammer item number
- ◆ E531-Drill Bits item number

Introduction of R.C. Drilling and R.C. DTH Hammers

It has the following characteristics:

- ◆ R.C. Drilling, referred to as "Center Sample Recovery" or "Dual Wall Drilling", employs a Dual Wall Pipe where the drilling medium, normally high pressure air, is passed between the outer and inner tubes down to the face of the drilling bit where it is returned up the centre tube along with the sample cut by the drill bit.

The use and the advantages of the R.C. DTH Hammers:

◆ No contamination

The R.C. System collects sample through the recovery holes in the face of the drill bit immediately as the cuttings or sample is formed. The drilled sample does not have to travel the length of the hammer where contamination and loss of sample takes place.

◆ Higher Production

In broken and fractured ground conditions, the R.C. will often out perform the conventional hammer in terms of penetration rates.

◆ Dry Sample

Even in certain water bearing stratas it is still possible to collect a dry sample because the cuttings(sample) are collected as they formed through the face of the drill bit.

◆ Higher Sample Recovery

Because the sample is collected through the face of the drill bit there is no loss of sample when drilling through broken or fractured ground. And since the bit matched to the chuck size, there is very little bypass of sample and recovery rates of up to 98% are generally achievable.


RC6-A R.C. HAMMER

6"R.C. Hammers	Item Description	Weight (Kg)	Part Number
	1 "O" Ring	0.03	RC6-A-01
	2 Sample Tube	12.50	RC6-A-02
	3 Circlip	0.04	RC6-A-03
	4 Airscreen Top Load	0.65	RC6-A-04
	5 Top Sub	20.50	RC6-A-05
	6 Plunger	1.20	RC6-A-06
	7 "Y" Ring	0.03	RC6-A-07
	8 Spring	0.15	RC6-A-08
	9 "O" Ring	0.03	RC6-A-09
	10 Distributor	2.65	RC6-A-10
	11 "O" Ring	0.03	RC6-A-11
	12 Inner Cylinder	8.34	RC6-A-12
	13 Piston	24.15	RC6-A-13
	14 Piston Case	36.80	RC6-A-14
	15 Piston Retaining Ring	0.21	RC6-A-15
	16 Bush Drive Sub	3.50	RC6-A-16
	17 "O" Ring	0.03	RC6-A-17
	18 Bit Retaining Ring	0.58	RC6-A-18
	19 "O" Ring	0.03	RC6-A-19
	20 Shroud	3.46	RC6-A-20
	21 Drive Sub	7.95	RC6-A-21
	22 Drill Bit	20.60	RC6-A-22
	23 Anti-drop Cover	5.20	RC6-A-23
	24 Anti-drop Style Drive Chur	7.40	RC6-A-24
	25 Anti-drop Style Drill Bit	23.20	RC6-A-25


Technical Date

Length(Less bit)	Weight(Less bit)	External diameter	Bit Shank	Hole Range	Connection Thread
1320mm	110.00Kg	ø146mm	RC6A/RC6AR	ø152-ø190	Upon the thread of the drill tube
Working Pressure	Impact rate at 2.4Mpa	Recommended rotation speed	Air Consumption		
			1.7Mpa	2.4Mpa	3.0Mpa
1.5-3.5Mpa	28HZ	25-40r/min	20m ³ /min	26m ³ /min	35m ³ /min


RC 6A Reverse circulation drill bit and shroud

	Diameter		No × Button diameter, mm		Button angle°	Flushing holes	Shroud Diameter	Weight (Kg)	Part No
	mm	inch	Gauge Buttons	Front Buttons					
	152	6	8×18	4×16+4×14	35	2	150	21.5	RC6A 152
159	6 1/4	8×18	4×16+4×14	35	2	157	21.9	RC6A 159	
165	6 1/2	8×18	8×16	35	2	163	22.5	RC6A 165	
178	7	8×18	10×16	35	2	176	24.2	RC6A 178	

RC 8A Reverse circulation drill bit and shroud

	Diameter		No × Button diameter, mm		Button angle°	Flushing holes	Shroud Diameter	Weight (Kg)	Part No
	mm	inch	Gauge Buttons	Front Buttons					
	190	7 1/2	10×18	13×16	35	2	188	44.2	RC8A 190
203	8	10×18	8×18+8×16	35	2	201	46.5	RC8A 203	
219	8 5/8	10×18	8×18+8×16	35	2	217	49.8	RC8A 219	
235	9 1/4	12×18	30×16	34	2	233	56.4	RC8A 235	

RC 10A Reverse circulation drill bit and shroud




	Diameter		No × Button diameter, mm		Button angle°	Flushing holes	Shroud Diameter	Weight (Kg)	Part No
	mm	inch	Gauge Buttons	Front Buttons					
	254	10	12×18	12×18+8×16	35	2	252	85.3	RC10A 254
279	11	12×19	20×18+9×16	35	2	277	91.2	RC10A 279	
311	12 1/4	15×19	27×18+9×16	35	2	309	99.5	RC10A 311	
330	13	15×19	27×18+9×16	35	2	328	114.8	RC10A 330	

Reverse circulation pipes(dual wall drilling)

High pressure air transported into somewhere of the well along with air pip, via mixer to inject the high-pressure air into the pipe with liquid, due to the density of mixed liquor lower than the flushing liquor therefore a differential pressure occurred between pipe and sample tube that to make the mixed air and liquid follow up fleetly by the fluid column pressure and take the rock debris or power out to the ground from bottom of the hole continuously. By this drilling method will provide with advantages like high penetration rate, quality pore-forming and fewer hole collapse during drilling in loose formation.

This series reverse circulation pipes can increase penetration in lost-circulation formation, reduce drilling fluid consumption, protect reservoir stratum and save the cost of other consumption tools. In addition, the pipes can be worked in two direction circulation drilling ways to control the well drilling. By reverse circulation method to kill the well the heavy mud can be transferred directly to the bottom of the well, no periodic circulation and save time.

Type	external dia. of outer pipe (mm)	Inner dia. of inner pipe (mm)	thread of pipe	Length (mm)	sealing	Depth (m)	Marks
MD80/48	80×8	48×5	buttress thread	1500-6000	dual o ring radial	300-800	
MD89/38	89×8.56	38×4	3"Remet/Metzke	1500-6000	dual o ring radial	300-800	
MD102/46	102×8.56	46×5	3"Remet/Metzke	1500-6000	dual o ring radial	300-1000	outer pipe R780 or DZ50(optional) inner pipe
MD108/46	108×8.56	46×5	3 1/2"Remet/Metzke	1500-6000	dual o ring radial	300-1200	
MD114/50	114×8.56	50×5.5	4"Remet/Metzke	1500-6000	dual o ring radial	300-1200	
MD120/60	127×8.56	60×7	4"Remet/Metzke	1500-6000	dual o ring radial	Less5000	
MD146/73	146×10	75	4 1/2"Remet/Metzke	1500-6000	dual o ring radial	Less5000	



"Globe Drilling Industry Experts"

No matter what kinds of rock-Soft rock,loose-medium rock, hard rock and any other special formations, just tell us what you need,our special Tailored service is waiting for you upon you demand.



KEMAICO USA CORPORATION

Add: 300 Knightsbridge Pkwy Ste. 113 Lincolnshire, IL 60069

Tel:1-847-9136878

Fax:1-847-9136879

Email: office@kemaico.com

info@kemaico.com

Web: www.kemaico.com